



# SY75C

Hydraulic Excavator



## KEY FEATURES

- Powered by a reliable, efficient Isuzu T4F engine
- Extra reinforcements in the boom, arm, swing platform and undercarriage increase stability and service life
- Equipped with joystick controlled, proportional, bi-directional auxiliary hydraulics

**Total Weight**  
7,280 Kg - 16,050 lb

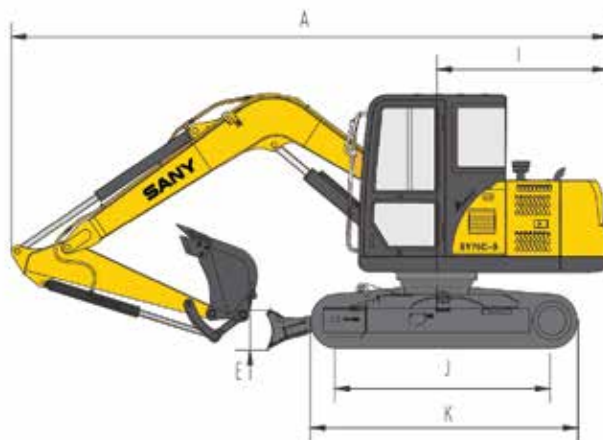
**Rated Power**  
43 kW/2,000 rpm -  
58 hp/2,000 rpm

**Bucket Digging Force**  
48.2 kN - 10,836 lb

# SY75C Dimensions & Specifications

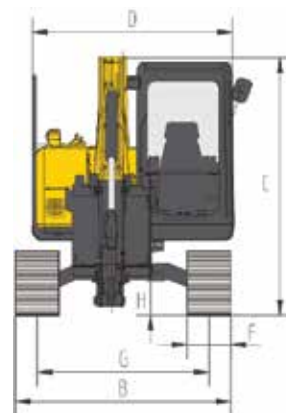
## OVERALL DIMENSIONS

	Standard	Metric
A Transport Length	20'	6095 mm
B Transport Width	7' 3"	2220 mm
C Transport Height	8' 11"	2720 mm
D Upper Structure Width	6' 8"	2040 mm
E Blade Height	1' 4"	405 mm
F Track Shoe Width (standard)	1' 6"	450 mm
G Track Gauge	5' 9"	1750 mm
H Minimum Ground Clearance	1' 3"	380 mm
I Tail Swing Radius	5' 11"	1800 mm
J Length Center Idler to Center Sprocket	7' 2"	2195 mm
K Track Length	9' 3"	2815 mm



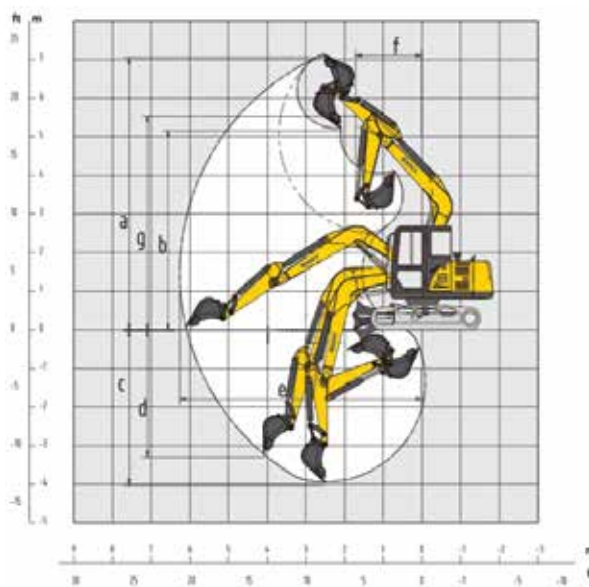
## WORKING RANGE

	Standard	Metric
a Maximum Digging Height	24' 1"	7340 mm
b Maximum Dumping Height	18' 0"	5495 mm
c Maximum Digging Depth	14' 7"	4450 mm
d Maximum Vertical Wall Digging Depth	13' 7"	4130 mm
e Maximum Digging Reach	21' 4"	6510 mm
f Minimum Swing Radius	6' 4"	1940 mm
g Maximum Height at Minimum Swing Radius	18' 1"	5520 mm



## MACHINE PARAMETERS

Operating Weight	16,050 lb (7280 kg)
Engine Type	Isuzu T4i
Engine Max Power (Net)	54.3 hp (40.5 kW) @ 2000 rpm
Engine Max Torque	155 lbf-ft (210 Nm) @ 1500 rpm
Engine Displacement	133 in <sup>3</sup> (2.2 liter)
Main Pump Flow	1x 37.5 gpm (142 lpm)
Swing Speed	10 rpm
Travel Speed	1.5/2.7 mph (2.4/4.4 km/h)
Tractive Effort	12,770 lbf (56.8 kN)
Max Arm Digging Force (ISO)	6,744 lbf (30 kN)
Number of Upper Rollers	1
Number of Lower Rollers	5
Fuel Tank Capacity	39.6 gal (150 liter)
Hydraulic Tank Capacity	31.7 gal (120 liter)
Cooling System Capacity	3.2 gal (12 liter)
Engine Oil Capacity	2.6 gal (10 liter)
Ground Pressure (with standard shoes)	4.8 psi (33 kPa)



### SANY America Inc.

318 Cooper Circle | Peachtree City, GA 30269  
T: 678-251-2810 | F: 770-632-7820

[www.sanyamerica.com](http://www.sanyamerica.com)

